



## A-Best Sew & Vac **NEWS**



Have you been in to see us at our new location? 1201 E Main St in Albert Lea is our new home! We are “Oh, so easy” to find on the corner of Garfield and Main. Have you seen the parking here? Wow! We've had it sealed and repainted and of course, there's always room for everyone to park off the street, even when we have 30 people here for Embroidery Club! Anyway, Come on down and see us! You can't miss us!

Come in and check out our all new show floor, hosting all of the same great products we carried before the move, plus several new items we think you'll supremely enjoy!

We still have all the same great service and repair that we have always had. Our new location provides a fun, interactive classroom. Make sure you check out all our up and coming classes, projects and clubs on the calendar pages.

With all the emphasis on “GREEN”, A-Best Sew & Vac wants to help you go green in every way we can! Did you know that we have the greenest vacuums on the planet? They don't say green on the box, but sometimes the greenest things don't have to scream, “GREEN!”, they just are! Our vacuums last for years and years and by doing so they stay out of the landfills longer. Think about the millions of households that buy disposable vacuum after disposable vacuum, year after year. If we buy a disposable vacuum that will only last 9 months to 2 years, versus a 15-20 year vacuum then we're filling up landfills 10-20 times faster! We have to change our habits of buying cheap, “disposable” vacuums that are not biodegradable. You can play a huge part in reducing our damaging footprint on the earth just by buying a vacuum that will last longer and stay out of the landfills longer! At A-Best we are proud to be doing our part to protect the earth by offering green vacuums. Our conscience is clear when we sell a vacuum that lasts for years because we know that you're getting a great vacuum at an affordable price and a vacuum that won't pollute. Did I mention that our greenest vacuums are made right here in the USA? America is leading the way and we're proud to be supporting our economy and local workforce!

There's so much more to tell you about but better yet, if you haven't stopped in, hurry on down and say, “Hi!” We're all waiting to see you and help in any way we can! And when you come in, don't forget to LOOK UP!!! You might be surprised by what you see! That's reason enough to stop in!

Hugs and Stitches,  
Brandon

1201 E Main St • Albert Lea, MN 56007 • 507-377-8244  
[www.myabest.com](http://www.myabest.com)

**6 Months - SAME AS CASH**  
Financing Available with  
HomeDesign • Details in Store

We accept the following Credit Cards



**SEPTEMBER  
OCTOBER  
2009**

# ★ Grand Opening ★

## Open House Customer Appreciation Days



You're invited to A-Best's  
Open House and Customer  
Appreciation Event!



This will be a two day only event,  
September 21st & 22nd from 9am to 5:30pm.



Please come in and have a cup of  
fresh coffee and free donuts on us!



Don't miss out on our drawing and  
free prizes too!

So come on in, drink some coffee and eat a donut or two while  
you visit our new location! We're looking forward to offering  
you all the same great service and supply, along with many new  
products to boot!

### **OPEN STOCK, PRE-OWNED, CLASSROOM MODELS**

O – open stock, C – classroom, P – pre owned

Qty	Model	Original List	Your Price!	
1	Janome MC11000 - New In Box	7499	3950	--
2	Janome MC10001	5999	2299	P
1	Janome MC10000	5499	1599	P
1	Janome MC200E	1199	688	C
1	Janome MC6600P	1999	1399	O
1	Janome MC6500P	1699	749	P
1	Janome MC4800	1499	599	P
1	Janome MyExcel 4023	799	249	P
1	Janome MyExcel 4018	749	199	P
1	Janome Jem Gold 2	399	199	O
1	Janome 1600P	1299	799	P
1	Janome 4612TM	399	199	O
2	GMQ Quilting Table	999	299	P

# Grace Frame Co. sends Sally Scott to A-Best Sew & Vac!



**Machine Quilting Seminar featuring Sally Scott & the Grace Frame. Sally is an accomplished seamstress & quilter. She specializes in demonstration, education & instructions of the Grace Company's quilting frames & accessories. Thereby helping clients to get the most out of their equipment.**

## Basic Sessions Include

- Loading your Quilt onto the Frame
- Stitching Techniques
- Selecting Correct Threads & Needles
- Proper Techniques for Best Results

## Advanced Sessions Include

- Using Pattern Perfect
- Corners with Layers
- Demonstrating Process of Trapunto

## Dates and Times

- Sept 9 - 10 am, 2 pm and 6 pm
- Sept 10 - 10 am and 2 pm
- Sept 11 - 10 am, 2 pm and 6 pm

**Call  
TODAY  
for  
your  
Reserved  
Seat!**

**\* Limited Seating • Register Early!**

## Winter is Coming... Costly Heating Bills are near...

A Zone Furnace is the Perfect way to Slash your heating costs this Winter and for years to come!

## Summer Breeze by Riccar The first NEW technology in over 20 years! Proudly Made In The USA!

There's  
Infrared  
Heat, and  
then There's  
Summer  
Breeze!



Why pay  
\$799.00  
**Buy it now  
for only  
\$688**  
Other Models  
Starting at  
\$399

## You Get:

- Real Metal Internal Cabinet
- Real Wood Outer Cabinet
- Leave Unattended safely for days
- Effectively Heats over 1000 Sq. Ft.
- Full 10 Year Warranty
- New Technology!  
Magnesium Oxide Insulated Finned Tubular Heating Element!
- More Efficient, More Reliable
- Lower Maintenance, Longer Lasting
- 50,000 + Hour Heating Element,  
Lasts 10 times longer than others
- No Bulbs To Burn Out
- Electronic Thermostat Control
- Moves With Casters
- Six Months Same As Cash
- Made In The USA!

## Yours Free...

When You Purchase the  
**Summer Breeze**



- Thermax Minimax
- Purifier/Humidifier
- Covers up to 800 Sq. Ft.
- \$89.95 value

Expires Sept 30, 2009

**P.S.: Enjoy the Warmth of Summer  
All Winter Long**

# Clubs

## LONG ARM QUILT CLUB

**1st Monday of the Month 6:00 pm ①**

Quilters- here is a club just for you. Come and discuss what is new in quilting. Think you have heard it all? Then come and share with this group while building some great friendships! We will also be having a demonstration that is sure to spark some creativity. Bring along a "Show and Tell" so we can ooh and ahh over it and celebrate with you on your finished project.

**October 5th, November 2nd, December 7th**

**NEW CLUB**

## KIDS CLUB

**1st Saturday of the Month 10:00 am ②**

Hey Kids, Have you wanted to learn how to sew but haven't had the opportunity to? Or maybe you have learned a little about sewing and would love to create fun items? This is a special sewing club just for kids ages 8-14 years. Each month you will make a simple project to give to your Mom or Dad, best friend or keep for yourself!

**September 5th, October 3rd, November 7th, December 5th**

## EMBROIDERY CLUB

**2nd Tuesday of the Month 6:00 pm ③**

Embroidery club is all about Machine Embroidery. Come and have fun with other Embroidery Machine owners while you have an opportunity to see the newest products available. Our ladies have the best ideas on how to use your machine. Show and Tell is always full of laughter with all the new ideas they come up with. You are sure to walk away inspired to try new things.

**September 8th, October 13th, November 10th, December 8th**

**\*\*\* NEW CLUB \*\*\***

## PAPER PIECING MANIA CLUB

**2nd Saturday of the Month 10:30 am ④**

Want to create a small paper piecing project each month? Want to learn new ideas? Want to have fun doing it? Then this club is for you. We will begin & attempt to finish a small paper piecing project the 2nd Saturday of each month. A pattern & kit will be available for purchase or you can purchase just the pattern & bring your own fabric. You can come, pick up your kit and/or pattern, sew for the day, a few hours, or take it home to sew. Each month a new design & kit will be available. Come join the fun of paper piecing. You must preregister.

**September 12th, October 10th, November 14th, December 12th**

**PHONE: 507-377-8244  
WEBSITE: myabest.com**

# Clubs continued

## DIGITIZER CLUB

**3rd Tuesday & Thursday of the Month  
6:00 pm**

Are you ready to create your own personal embroidery designs? Do you have Digitizer JR, Pro or MB? Let's get moving and discover the joy of embroidery designing together! Whether you want to tweak existing designs, layout several designs in one or more hoopings or make your very own embroidery designs and projects from scratch, we're here to help you get the wheels rolling. Whether you're coming to learn basics or the advanced techniques we'll make all the more fun with a different project every month! Don't miss out on our fun homework and design contests!

**Digitizer - September 15th, ⑤**

**October 20th, November 17th, December 15th**

**Advanced Digitizer - September 17th, October 15th, ⑥**

**November 19th, December 17th**

**\*\*\* NEW CLUB \*\*\***

## HOOPSISTERS EmbroidaBlock OF THE MONTH CLUB

**3rd Monday of the Month 6:00 pm ⑦**

Hoopsisters has come to A-Best with the quilt as you go method for your Embroidery Machine. EmbroidaBlock is an innovative and fun technique that gives even the new quilter professional looking results with every block. The unique look combines piecing with embroidery to produce a look of elegance and add interest to your quilts. Not only will each block be perfect but the technique also requires minimal cutting and little or no math. Let your Embroidery machine do all the work for you. If you don't own an Embroidery machine, come and use one of ours.

**October 19th, November 16th, December 21st.**

## September 2009

Sun	Mon	Tue	Wed	Thu	Fri	Sat
		1	2	3	4	② 5
6	7	③ 8	9	10	11	④ 12
	Labor Day		Ⓐ	Ⓐ	Ⓐ	
13	14	⑤ 15	16	⑥ 17	18	19
20	21	22	23	24	25	Ⓑ 26
27	28	29	30			Ⓒ

# Classes & Workshops

**\*\*\* Special Note: All classes have samples of what you will be making at A-Best. \*\*\***

**GRACE CO. QUILT FRAME WORKSHOP**  
**Wednesday - Friday,**  
**September 9th - 11th** **(A)**

Are you a quilter who is dreaming about owning your own frame? Come and see the Grace Frame demonstrated. Sally will be sharing her wealth of knowledge on how to machine quilt. She'll show you techniques as well as give you some tips. You will also have the opportunity to machine quilt on a frame. For those of you that attended last year she has some new things she would like to share with you

**BINDING CLASS - \$19.95**  
**Saturday, September 19th - 11:30 AM** **(B)**

Learn the basics of how to make a bias binding and then use that knowledge to finish a sandwich. You will also be discussing when to use what type of binding & various finishing options. A sandwich is a top, batting, & backing.

**LINE THEM UP, STITCH THEM DOWN**  
**\$29.95**  
**Saturday, September 26th - 9:30 AM** **(C)**

We all have them, but do we use them? I am talking about the decorative stitches on your sewing machine. Create a pillow using those decorative stitches. This class will also give you experience using the border foot, ruffler, buttonhole foot, button foot and circular stitching attachment. Walk away with a great pillow and ideas on how to use those decorative stitches.

**EXTREME SWEATSHIRT MAKEOVER**  
**Monday, October 12th &**  
**Thursday, October 29 - 6:00 PM** **(D)**

Come learn how to take an ordinary sweatshirt and make it over into a work of art. This 2 part class will have you cutting material, using decorative stitches and thread, plus adding some bling to make the jacket really sparkle.

## October 2009

Sun	Mon	Tue	Wed	Thu	Fri	Sat
				1	2	② 3
4	① 5	6	7	8	9	④ 10
11	① 12	③ 13	14	⑥ 15	16	⑤ 17
18	⑦ 19	⑤ 20	21	⑧ 22	⑨ 23	⑩ 24
25	26	27	28	⑪ 29	⑫ 30	⑬ 31 Halloween

# Classes & Workshops

**\*\*\* Special Note: All classes have samples of what you will be making at A-Best. \*\*\***

**MINNESOTA FLEECE MITTENS**  
**\$19.95**  
**Saturday, October 17th** **10:00 AM** **(E)**

What is the first thing that you think of when winter is coming? I need a new pair of mittens! This project is a fun and easy way to get you ready for winter or they make a great gift for Christmas. The mittens are Minnesota hearty as they have a lining. Supply list furnished when you sign up.

**HIDE AND SEEK - \$19.95**  
**Thursday, October 22nd** **6:00 PM** **(G)**

We all love embroidery designs, don't we? We love them till we have to get them transferred from the Internet, a CD or our computer! And even if we get them transferred, where did they go and how will we find them the next time we need them? We now have a class to address this very problem and take the games out of your favorite hobby. We'll set up an Embroidery Library for you, organizing all your designs so you'll never lose another design again. We'll also cover all the facts on CD's, ATA PC cards, USB Sticks, and how to transfer from CD-to-Computer, CD-to-Removable Media Device (USB/ATA), and Computer-to-Removable Media Device. Still confused? We'll make it oh-so-easy in the class! And of course, this class comes with a instructions to take home so you'll have a great reference to refer back to (note: Instructions only available to those who have taken the class).

**CASSEROLE COVER UP - \$19.95**  
**Thursday, October 22nd** **6:00 PM** **(F)**

The holidays are coming with request from your family or friends, for YOU to make your special food item to bring to the get together. Why not bring them in style with a casserole cover up? Slip your pan into this cover and it will keep it hot or cold. There is also a place to put a serving spoon. Would also make a great gift for a favorite Aunt or special friend.

**HOLIDAY SERGE AS YOU GO TABLE RUNNER - \$19.95**  
**Saturday October 24th** **10:00 AM** **(H)**

Decorate your Holiday table with a quilt as you go table runner. Your runner can be constructed easily with any 4 or 5 thread serger. You will learn how to use ribbon thread as well as cone thread. This will be such a quick and simple way to decorate your table that you will want to make them as gifts. Come join us for some serger fun!

**CHRISTMAS TREE CHRISTMAS SKIRT**  
**\$29.95**  
**Friday, October 30th & Friday,**  
**November 13th - 6:00 PM** **(I)**

Are you looking for a new skirt for your Christmas tree? We've got a great class for you to create your own amazing skirt. This 2 part class will have you making the skirt using the paper piecing method

# Instructional Classes

**Sewing Machine Instructional #1** - Sewing Machine Owners- this class is for you. We will be going over the parts of the sewing machine, the function of the most popular stitches, maintenance, types of needles and threads.

**September 8th - 10:00 AM, October 1st - 5:30 PM,  
November 9th - 6:00 PM**

**Sewing Machine Instructional #2 - Sewing With Your Feet** - Now that you have learned how to sew with your hands, lets learn how to sew with your feet. Your sewing machine came with many feet. Do you know how to use them? In this class you will be sewing with them and learning how to use them in your projects. You will also get to use a couple new feet and see how they can make your sewing easier.

**October 8th - 5:30 PM**

**Serger #1 - Serger Owners** - Are you scared that one of those threads will break and you won't be able to get it to serge again? We will help you learn your serger so that it is not so overwhelming. You'll learn how to thread all those cones of thread, how to change needles, how to drop your cutter and many other helpful tips. After this class threading that serger will be a breeze.

**September 17th - 10:00 AM, October 6th - 5:30 PM**

**Serger #2 - Serger Owners** - Now that you have taken Serger #1 class and learned the basics, you are ready for the next class. You will be learning how easy it is to put a zipper in and work with waterproof nylon. This class is sure to boost your confidence. You'll walk away from this class looking for projects to do with your new skills that you learned.

**November 12- 5:30 PM**

**Embroidery #3 - Embroidery Machine Owners** - In this class you will discover the different types of stabilizers, work on positioning designs in a hoop, learn about different types of needles, types of fabrics. You will also calibrate your clothsetter.

**September 22—5:30 PM**

# Events

**Scissor Sharpening - September 16th, 10:00 AM - 2:00 PM**  
Do you have some scissors or knives that have seen better days? Maybe they are laying around in a drawer because every time you use them it's a danger to your health. Bring them in to have them sharpened by Adam a certified Sharpener. He will have them in perfect shape again and you'll be able to use them.

**National Tie One On Day - November 25th, 2009**  
National Tie One On Day™ celebrates the humble apron and the spirit of women of earlier generations who donned the universal symbol of home, family and mothering as the uniform of their daily wardrobe and helped make America the great country it is today. On the day before Thanksgiving, A-Best encourages you to pause in the preparation of your own meal, wrap a loaf of bread in an apron, tuck a prayer or note of encouragement in the pocket, and tie one on...an apron, of course!, and deliver the wrapped bundle to someone in need of spiritual or physical sustenance. No matter which way you turn out of your own front door, someone who is deserving of a hug is very close by.

**November 7th, Saturday - 1:00 PM - Apron Demonstration**  
To encourage you to be a part of the National Tie One On Day, Kathy will demonstrate how to make a simple apron. Just for attending we will be giving you the pattern for the apron along with instructions. There will also be specials throughout the store.

**Shabby Chic Purse - Saturday, November 21st - 10:00 AM - 19.95**  
Create a purse that is unique as you are, choosing colors and fabrics that you love. Learn how to rag quilt while putting this purse together. The rag quilting method is oh so easy and a great introduction to quilting. This class is sure to have you laughing while you make your new purse.

# "Green" Is The Thing

**Why "Green", you ask?** Maybe a better question is, Why not Green? It is said, there is nothing new under the sun. So it is with 'Green' Cleaning. The idea of cleaning Green has been around since the beginning of time. We just put a different twist on it today. If you think back far enough, you can probably remember your mother or grandmother using products such as Borax, vinegar, and baking soda to do much of the household cleaning. They were cleaning Green! The products we use today may clean well, but is it worth the price we pay as these products pollute our air, our homes, and our bodies? And speaking of 'cleaning well', I have had great success with green cleaning products for years and in some cases the results have been far better!

So why not clean Green? At A-Best we offer a variety of Green Products. Stop in and try one of the brand new **Casabella** products for all of your cleaning needs! Casabella products not only come in all kinds of fun colors, but they're Green and make your cleaning experience a whole lot more enjoyable!

## My Favorites:

1. Try the really handy Telescoping Ceiling and Fan Microfiber Duster. I love mine and now those hard-to-reach areas aren't hard to reach at all! (Plus they're clean now that I have a great tool that really works!)



2. Another one of my fav's is the Casabella Glass Magnet Cloth for cleaning glass, mirrors, and glassware without chemicals. I love the fact that now to clean my windows, mirrors, and glass, I only need to use my Glass Cloth and water! No more chemicals!! And guess what?? No STREAKS! I kid you not..... I wasn't a



believer at first either.....but try it, you'll see what I mean!

3. Have you ever tried microfiber for dusting?? Love it! The tiny little fibers grab on to that dust and they don't let go like other dusting cloths. It works great and again makes your cleaning experience easier. Remember, with Casabella, clean is fun!



**Bona Hard Floor Care System** is another great Green Product for all your hard floor needs.

**Fresh Wave** is your ever-popular, naturally effective way to eliminate odors of all kinds!

*If for no other reason, consider going Green for your own health and the health of your family! What a CLEAN & GREEN way to live!*

*Happy Cleaning,  
Lisa*

**\$1.00 OFF**  
**Every Green**  
**Product you Purchase**  
**Exp Date - Sept. 30, 2009**  
**1 Coupon per Customer**



Why pay  
\$685.00  
Now Only  
**\$499**

- 20 stitches with 2 one-step buttonholes
- Horizontal full rotary hook
- Built-in needle threader
- Start / Stop button
- Needle up/down button
- Drop feed lever
- Snap-on foot conversion
- Free arm / flat bed convertible
- 12 lbs.
- Includes free hard cover
- Computerized

## 25th Anniversary Special Addition

As the American Quilter's Society celebrates its twenty-fifth anniversary, Janome is proud to commemorate the occasion with its 25th Anniversary AQS 2009.

The AQS 2009 is packed with quilter-friendly features, including a start/stop button, needle up/down, and 20 utility and decorative stitches.

Its advanced features and compact design make the AQS2009 an ideal travel machine for quilters, or a fantastic primary machine for small spaces or beginners.

### GREAT STARTER MACHINE

The 3128 has stretch and utility stitches, a four step buttonhole, free arm convertible, reverse stitch and easy to follow lay-in threading. Also, it comes with a FREE 1/4" seam foot.



Now Only  
**\$149**

- Lightweight: 11 lbs
- 4-step built-in buttonhole
- Convertible free arm
- Easy lay-in threading
- 8 stretch & utility stitches
- FREE Foot: 1/4" seam foot included

**FREE Jem Gold Carrying Case**  
**\$39.95 Value**

Exp. - Sept. 30, 2009

## Support the US Economy and Save!

**American Built Vacuums on Sale for As Low As \$199!**



### You Get:

- 3 Year Warranty
- Local Service Center
- Light Weight, easy to push
- Long Hose
- Powerful Metal Long Life Motor
- Clean Air

All upright vacuum cleaners from Riccar are built with American pride in St. James, Missouri. And now's your chance to own a Riccar with its legendary cleaning performance and durability for only \$199.



**Riccarr for only \$199, normally \$399.**

*P.S.: Hurry, when this limited run of uprights, at the ridiculously low price of \$199 are gone, they're gone!*

## Clear View Quilting Foot and Guide Set

**Brand New**

Have you ever wanted to remove the guide from the 1/4 inch seam foot when piecing triangle squares? With this new clear view quilting foot, you can see the fabric right through it and piece along the red lines on the foot. You can attach and remove the guides to suit your task at hand. Designed for maximum ease of use, you will enjoy many Janome-Original Ideas such as the oval hole for adjusting needle drop position with this set.



### Point 1

Interchangeable guides give you three feet in one!

### Point 2

Markings indicate 1/8 and 1/4 inch from center needle drop position with handy cornering markings for both 1/4 and 1/8 inch seams.

### Point 3

Oval-shaped needle hole allows needle adjustment for scant quarter inch piecing and metric quilt-making.\*

\*Computerized models only. Maximum adjustment is 1 mm to right.

### Point 4

Red marks on the tip of foot show 1/8" from needle drop position.

### Point 5

Ridge on feet keeps 1/4 inch seam guide from shifting out of place.

# ★ ★ ★ ★ ★ Grand Opening ★ ★ ★ ★ ★ See Details Inside...

What's New?

ATTN: QUILTERS -  
Who Is Sally Scott?

**SPECIAL  
PRICING**



1201 E Main St  
Albert Lea, MN 56007

**Store Hours:**  
Mon.-Fri. 9:00 AM - 5:30 PM  
Thurs. 9:00 AM - 7:00 PM  
Sat. 9:00 AM - 3:00 PM  
**PHONE: 507-377-8244**  
**WEBSITE: myabest.com**

PRESORTED  
FIRST-CLASS MAIL  
U.S. POSTAGE  
PAID  
MAIL EXPEDITORS

## ***The New Ansley 26 Is Here!***

*This new machine has a 26" x 8" opening for quilters who want a larger quilting area. Twelve inch and sixteen inch blocks on point can now be stitched without rolling the quilt. Now you have all the same great features and benefits of the TinLizzie18LS with no size limitations!*

### **Lizzie Stitch**

Your Ansley model features soft-touch button controls on each handle. When you select the famous Lizzie Stitch, your machine coordinates with your movements; as you move the machine it sews, when you stop it stops with you. With stitch regulation so precise, and stitching as small as 21 stitches per inch, you have the finest ability for micro stippling.

### **Auto Needle Positioner**

Quilter has the ability to have the machine stop in the needle up or needle down position. It minimizes bending or breaking needles and allows for free movement of machine.

### **Built-In Bobbin Winder With Large Bobbin**


Your Ansley offers a built-in bobbin winder that winds while you quilt so your next bobbin is always full and ready. It also features the largest available bobbin capacity, the M-size bobbin.

### **Flexible Lamp**

Your Ansley offers you light where you need it! This flexible lamp bends close for micro stippling, and adjusts to the back for pantographs.

### **Oil Reservoir**

Your Ansley model requires little maintenance. The oil is self-contained so you no longer have to worry about oil on your quilts or oiling the hook with every bobbin change.



- 26" x 8" Throat Space
- 23" Actual Quilting Area
- 52 pounds
- 5 Year Warranty
- Professional Delivery/Setup and Training
- Don't forget to check out Club Quilt!  
Our FREE long-arm quilter's club